

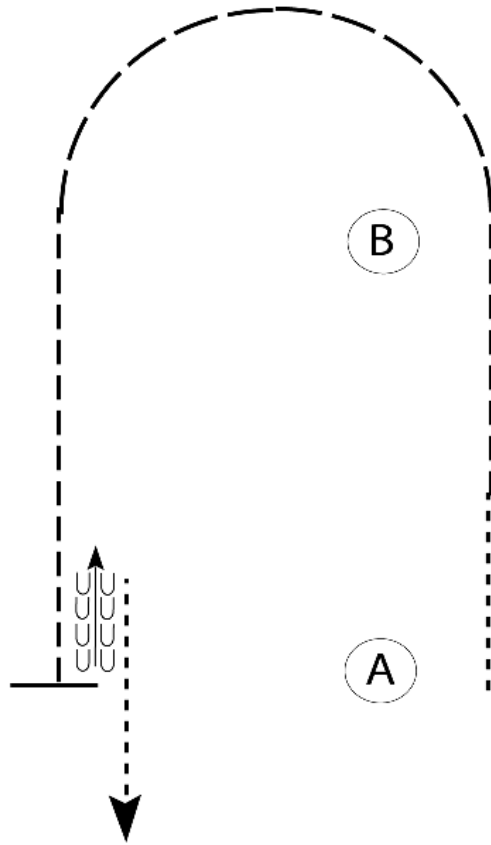
# 2024 Connecticut Classic

## Western Horsemanship (Walk Trot / Small Fry)

Show Date: 06-06-2024

w w w . H o r s e S h o w P a t t e r n s . c o m

w w w . H o r s e S h o w P a t t e r n s . c o m



Be ready at A.

1. When acknowledged, walk two horse lengths from A.
2. Jog to B.
3. Extended jog in a half circle until even with B.
4. Jog until even with A.
5. Stop even with A and back approximately one horse length.
6. Exit pattern at a walk.

Follow the instructions of your ring steward.

Walk	-----
Jog	-----
Extended Jog	-----
Lope	-----
Lead Change	-----
Back	←-----
Marker	Ⓚ

[WH/WT-83]

Pattern Provided by:

*The Judges*

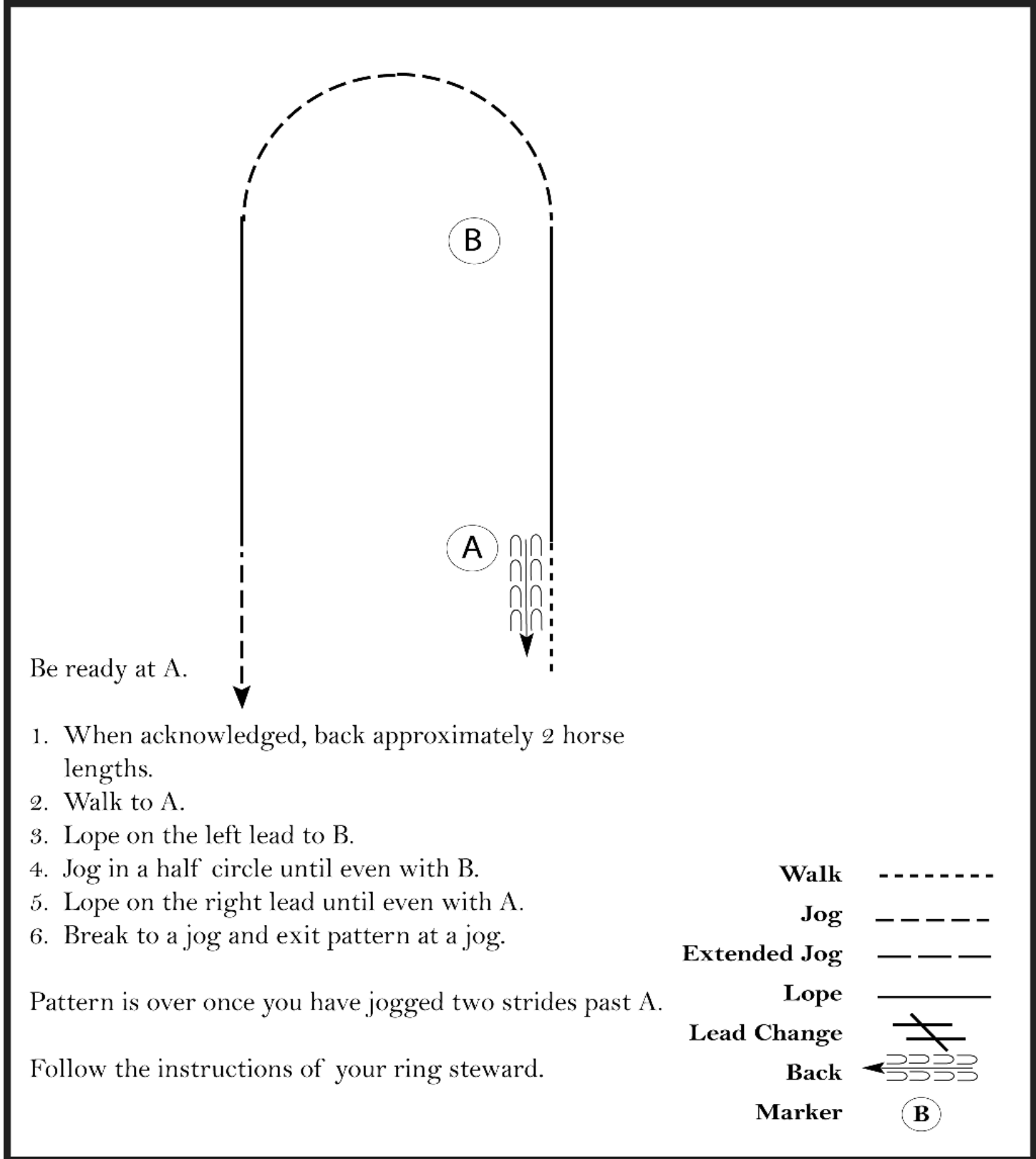
# 2024 Connecticut Classic

## Western Horsemanship (All Level 1)

Show Date: 06-06-2024

W W W . H O R S E S H O W P A T T E R N S . C O M

W W W . H O R S E S H O W P A T T E R N S . C O M



Be ready at A.

1. When acknowledged, back approximately 2 horse lengths.
2. Walk to A.
3. Lope on the left lead to B.
4. Jog in a half circle until even with B.
5. Lope on the right lead until even with A.
6. Break to a jog and exit pattern at a jog.

Pattern is over once you have jogged two strides past A.

Follow the instructions of your ring steward.

- Walk -----
- Jog - - - - -
- Extended Jog - - - - -
- Lope \_\_\_\_\_
- Lead Change
- Back
- Marker (B)

[WH/2-83]

Pattern Provided by:

*The Judges*



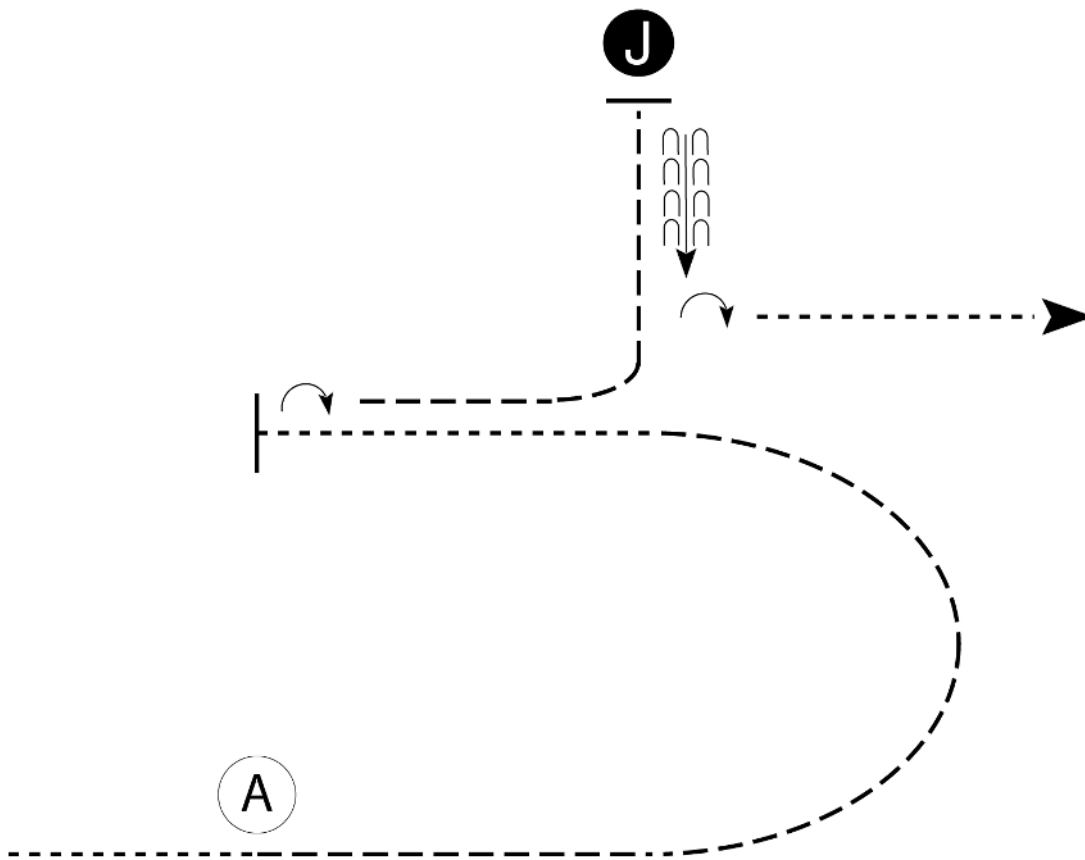
# 2024 Connecticut Classic

## Showmanship (All Level 1)

Show Date: 06-06-2024

w w w . H o r s e S h o w P a t t e r n s . c o m

w w w . H o r s e S h o w P a t t e r n s . c o m



Be ready before A.

1. Walk to A.
2. Trot in a half circle until even with Judge.
3. Walk in a straight line until even with A.
4. Stop and perform a 1/2 turn.
5. Trot an arc to judge.
6. Stop and set up for inspection.
7. When dismissed, back approximately one horse length.
8. Perform a 1/4 turn and walk straight away.

Follow the instructions of your ring steward.

Walk	-----
Trot	- - - - -
Back	← ⊃ ⊃ ⊃ ⊃
Marker	Ⓟ
Judge	Ⓝ

[S/2-83]

Pattern Provided by:

*The Judges*



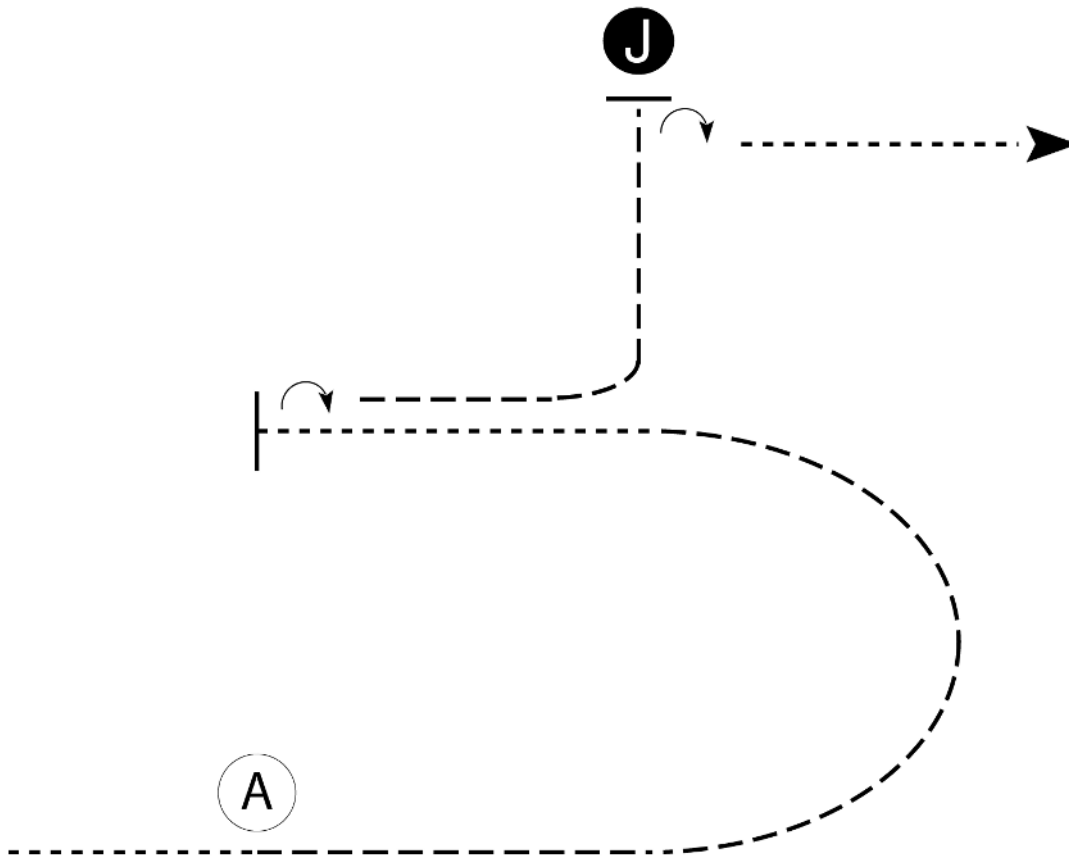
# 2024 Connecticut Classic

## Showmanship (Small Fry)

Show Date: 06-06-2024

w w w . H o r s e S h o w P a t t e r n s . c o m

w w w . H o r s e S h o w P a t t e r n s . c o m



Be ready before A.

1. Walk to A.
2. Trot in a half circle until even with Judge.
3. Walk in a straight line until even with A.
4. Stop and perform a 1/2 turn.
5. Trot an arc to judge.
6. Stop and set up for inspection.
7. When dismissed, perform a 1/4 turn and walk straight away.

Follow the instructions of your ring steward.

Walk	-----
Trot	- - - - -
Back	← ⊃ ⊃ ⊃ ⊃
Marker	Ⓟ
Judge	Ⓝ

[S/1-83]

Pattern Provided by:

*The Judges*

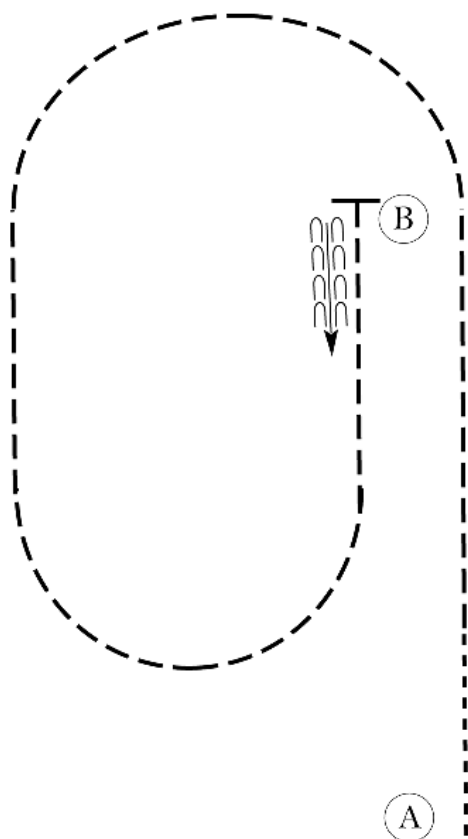
# 2024 Connecticut Classic

## Hunt Seat Equitation (Walk Trot / Small Fry)

Show Date: 06-06-2024

w w w . H o r s e S h o w P a t t e r n s . c o m

w w w . H o r s e S h o w P a t t e r n s . c o m



Be ready at A.

1. Walk two horse lengths from A.
2. Posting trot on the left diagonal to B.
3. Change diagonals and posting trot on the right diagonal in a half circle and then in a straight line until halfway between B and A.
4. Sitting trot a half circle and then a straight line to B.
5. Stop and back approximately one horse length.

Follow the instructions of your ring steward.

Walk	-----
Trot	- - - - -
Extended Trot	— — — — —
Canter	—————
Leg Yield	
Lead Change	— / —
Back	← c c c c
Marker	⊙
Sidepass	← — — — — →
Hand Gallop	— — — — —

[HSE/WT-58]

Pattern Provided by:

*The Judges*

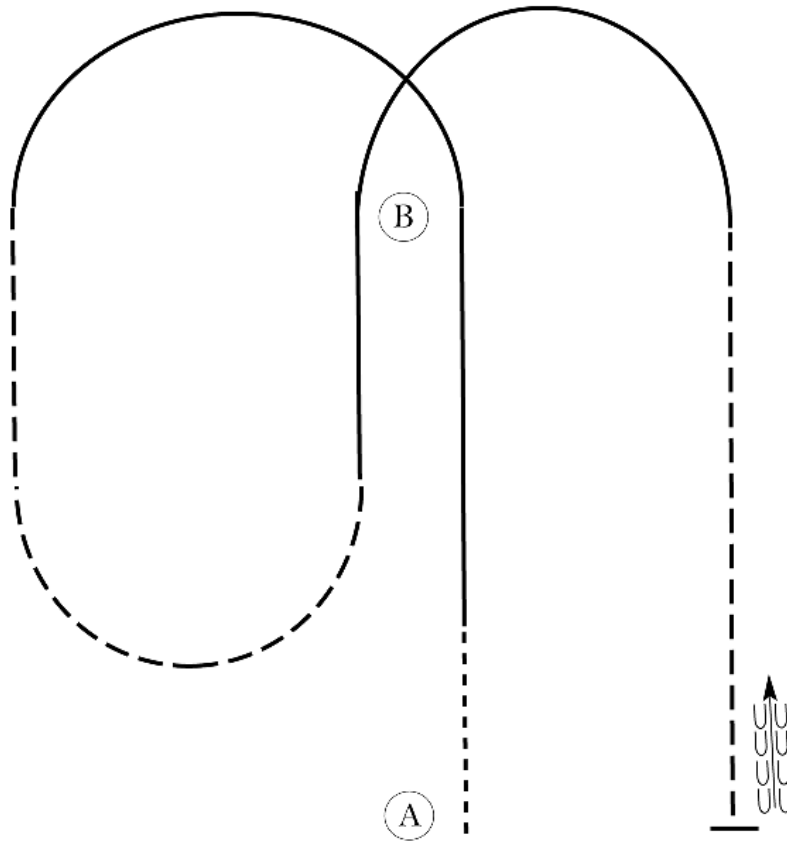
# 2024 Connecticut Classic

## Hunt Seat Equitation (All Level 1)

Show Date: 06-06-2024

w w w . H o r s e S h o w P a t t e r n s . c o m

w w w . H o r s e S h o w P a t t e r n s . c o m



Be ready at A.

1. Walk two horse lengths from A.
2. Canter on the left lead to B. Continue to canter a half circle until even with B.
3. Trot on the right diagonal until halfway between A and B. Continue to trot a half circle until halfway between A and B.
4. Canter on the right lead to B and then canter a half circle until even with B.
5. Trot on the left diagonal until even with A.
6. Stop and back approximately one horse length.

Follow the instructions of your ring steward.

Walk	-----
Trot	- - - - -
Extended Trot	- - - - -
Canter	—————
Leg Yield	
Lead Change	↘ ↙
Back	← ← ← ← ←
Marker	ⓑ
Sidepass	← - - - - →
Hand Gallop	—————

[HSE/2-58]

Pattern Provided by:

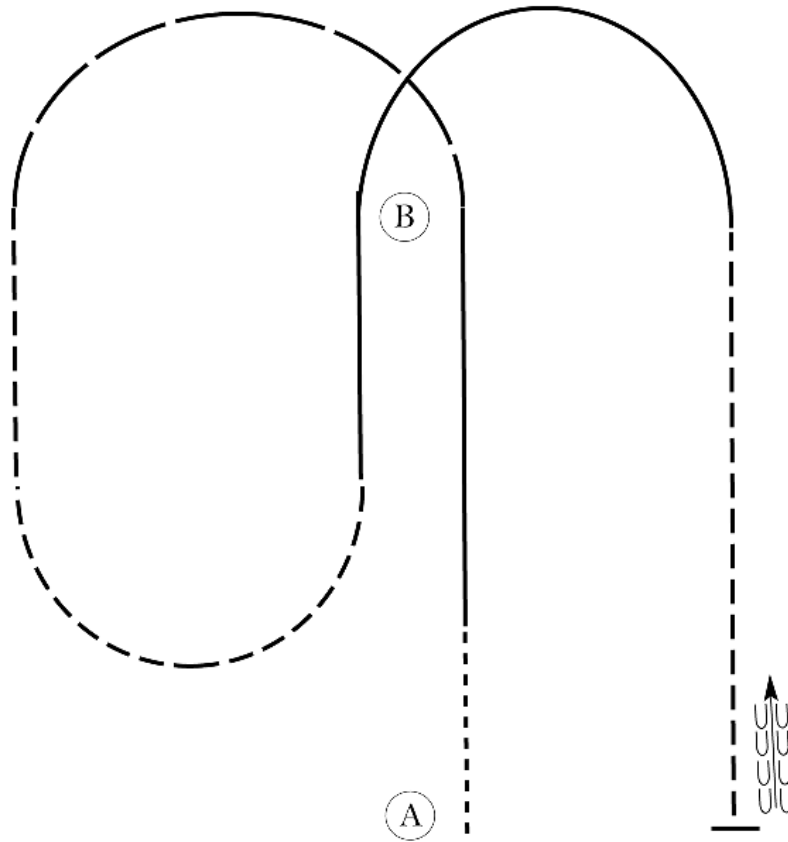
*The Judges*



# 2024 Connecticut Classic

## Hunt Seat Equitation (Amateur/Select/Youth)

Show Date: 06-06-2024



Be ready at A.

1. Walk two horse lengths from A.
2. Canter on the left lead to B and then hand gallop a half circle until even with B.
3. Trot on the right diagonal until halfway between A and B. Continue to trot a half circle until halfway between A and B.
4. Canter on the right lead to B and then canter a half circle until even with B.
5. Trot on the left diagonal until even with A.
6. Stop and back approximately one horse length.

Follow the instructions of your ring steward.

Walk	-----
Trot	- - - - -
Extended Trot	-----
Canter	-----
Leg Yield	
Lead Change	↘ ↙
Back	← ← ← ← ←
Marker	⊙
Sidepass	← - - - - →
Hand Gallop	-----

[HSE/3-58]

Pattern Provided by:

*The Judges*

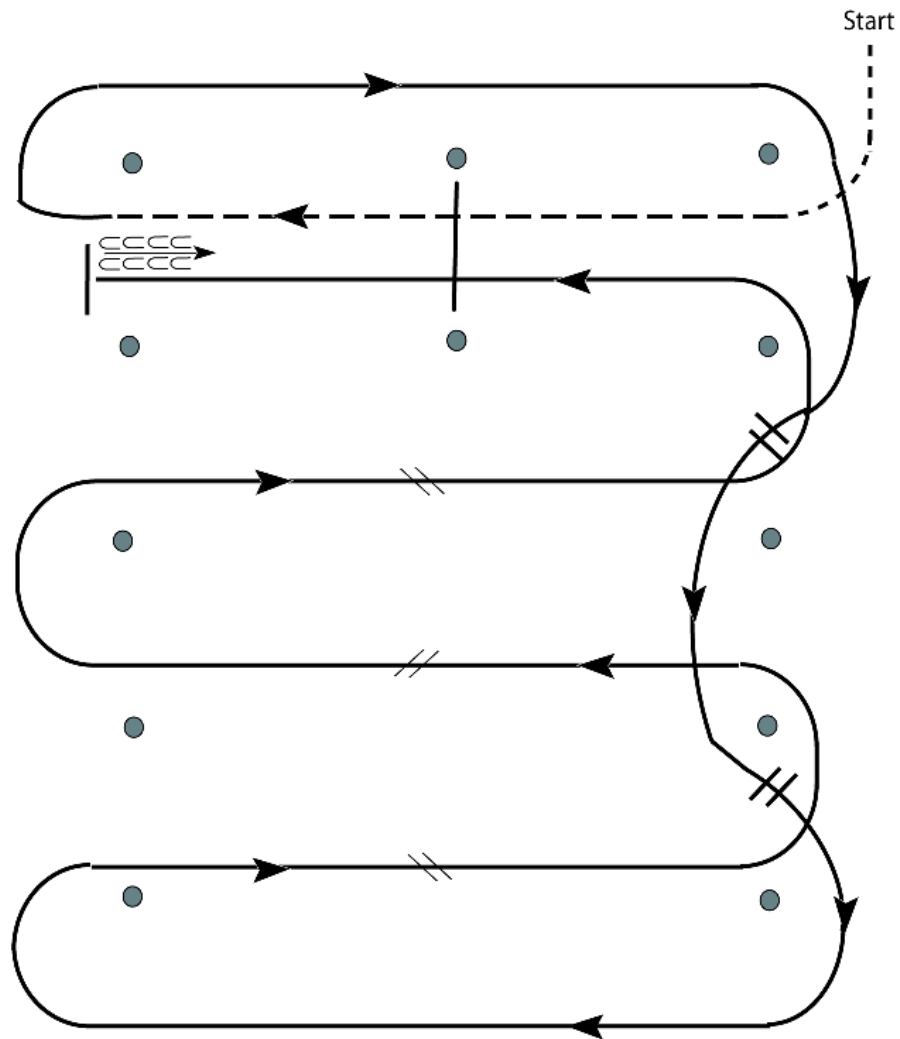
w w w . H o r s e S h o w P a t t e r n s . c o m

w w w . H o r s e S h o w P a t t e r n s . c o m

# 2024 Connecticut Classic

## Western Riding (Green)

Show Date: 06-06-2024



1. Walk, transition to jog, jog over log.
2. Transition to right lead and lope around end.
3. First line change.
4. Second line change. Lope around end of arena.
5. First crossing change.
6. Second crossing change.
7. Third crossing change.
8. Lope over log.
9. Lope, stop and back.

[WR/GP-4]

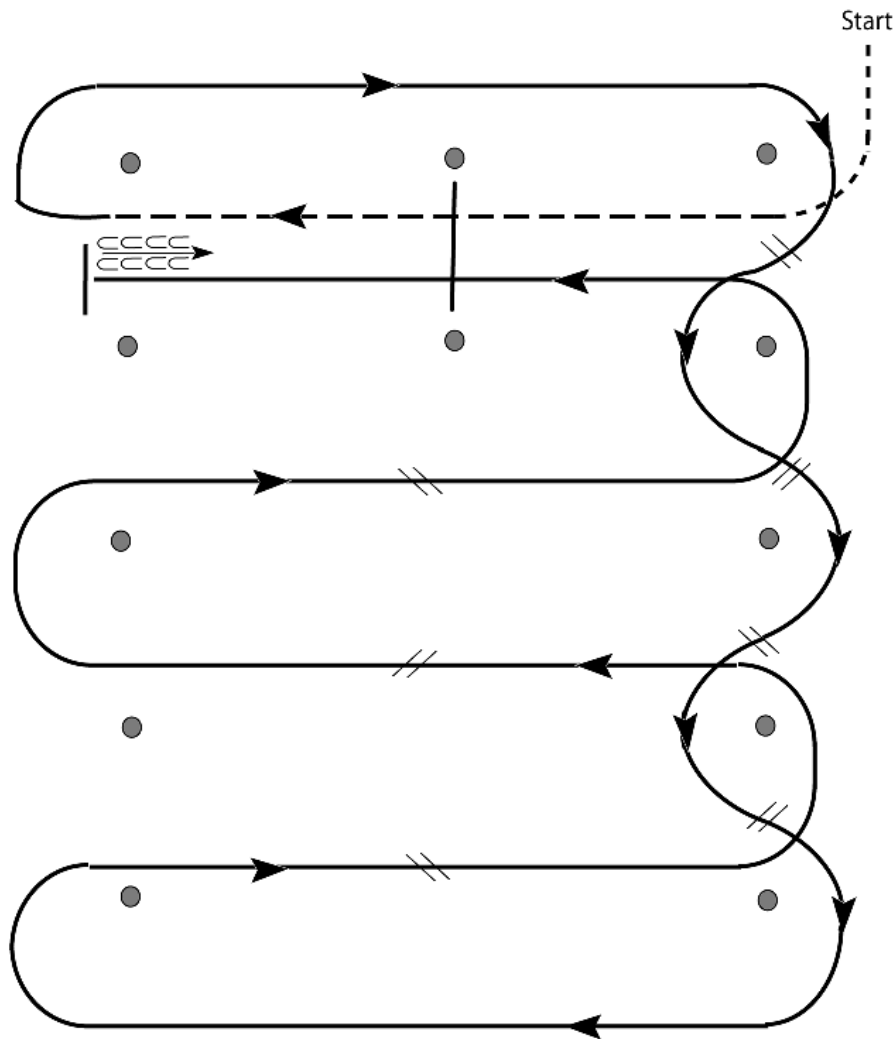
Pattern Provided by:

*The Judges*

# 2024 Connecticut Classic

## Western Riding

Show Date: 06-06-2024



1. Walk, transition to jog, jog over log.
2. Transition to right.
3. First line change.
4. Second line change.
5. Third line change.
6. Fourth line change.
7. First crossing change.
8. Second crossing change.
9. Third crossing change.
10. Lope over log.
11. Lope, stop and back.

[WR/OP-4]

Pattern Provided by:

*The Judges*

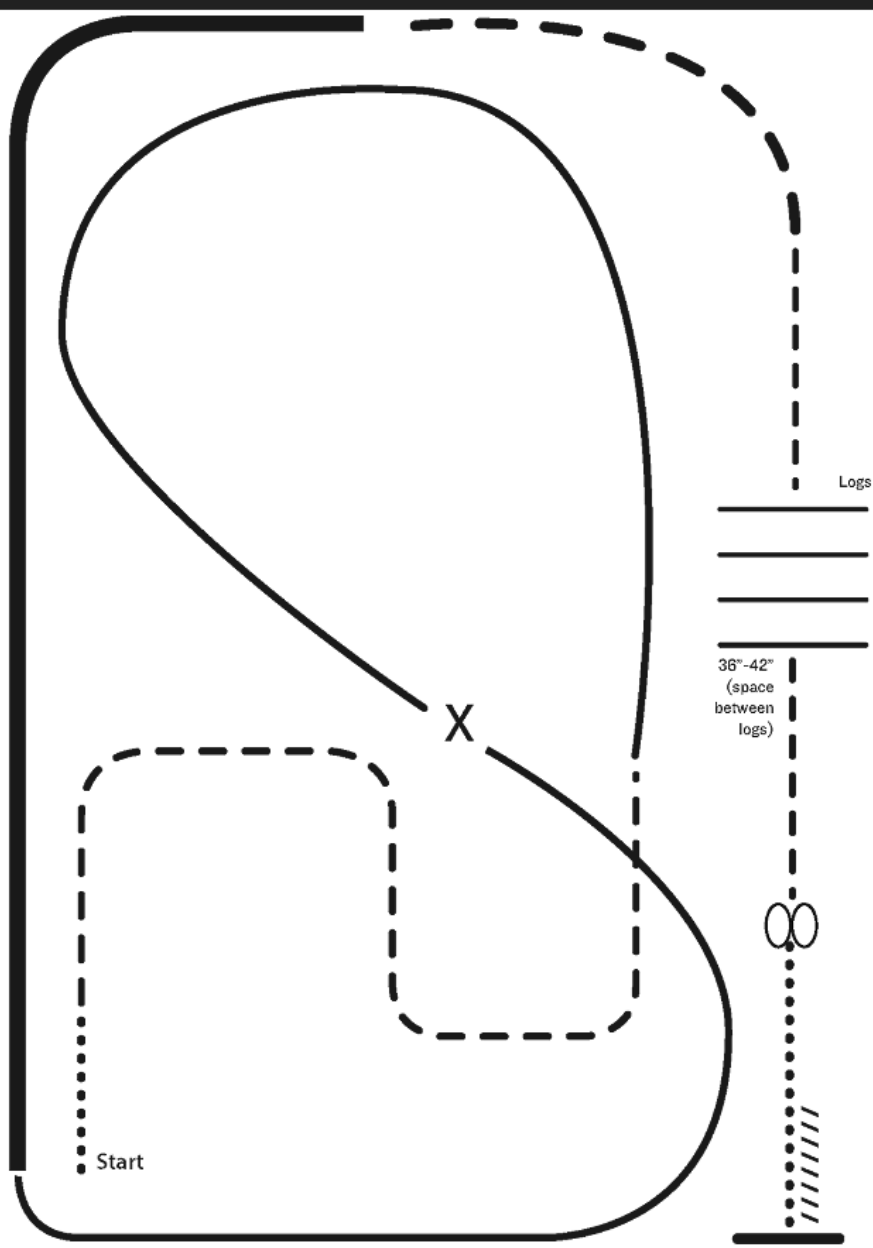
# 2024 Connecticut Classic

## Ranch Riding (All Ranch Riding)

Show Date: 06-06-2024

www.HorseShowPatterns.com

www.HorseShowPatterns.com



- X Lead Change
- Walk
- - - Trot
- — — Ext trot
- Lope
- Ext Lope
- /////// Back

1. Walk
2. Trot serpentine
3. Lope left lead around the end of the arena and then diagonally across the arena
4. Change leads (simple or flying) and
5. Lope on the right lead around end of the arena
6. Extend lope on the straight away and around corner to the center of the arena
7. Extend trot around corner of the arena
8. Collect to a trot
9. Trot over logs
10. Stop, do 360 degree turn each direction (either direction 1st) (L-R or R-L)
11. Walk, stop and back

[RR/AQHA-3]

Pattern Provided by:  
*The Judges*